


























 <p>6201</p>  <p>1/4-28 Tapered Thread 11/16 Overall Length</p>		 <p>6202</p>  <p>1/4-28 Tapered Thread 1/2 Overall Length</p>	 <p>6202</p>  <p>1/4-28 Tapered Thread 1/2 Overall Length</p>		 <p>6205</p>  <p>1/8 Pipe Thread 65° Angle</p>
	 <p>6210</p>  <p>Drive Type 5/16 Thread</p>		 <p>6200</p>  <p>1/8 Pipe Thread 45/64 Overall Length</p>	 <p>6200</p>  <p>1/8 Pipe Thread 45/64 Overall Length</p>	
 <p>6203</p>  <p>1/8 Pipe Thread 90° Angle 27/32 Overall Length</p>	 <p>6203</p>  <p>1/8 Pipe Thread 90° Angle 27/32 Overall Length</p>		 <p>6214</p>  <p>1/4-28 Tapered Thread 90° Angle 49/64 Overall Length</p>		 <p>6207</p>  <p>1/8 Pipe Thread 45° Angle 7/8 Overall Length</p>
 <p>6204</p>  <p>1/4-28 Tapered Thread 45° Angle 13/16 Overall Length</p>		 <p>6209</p>  <p>1/4-28 Tapered Thread 15/16 Overall Length</p>		 <p>6206</p>  <p>1/4-28 Tapered Thread 45° Angle 29/32 Overall Length</p>	